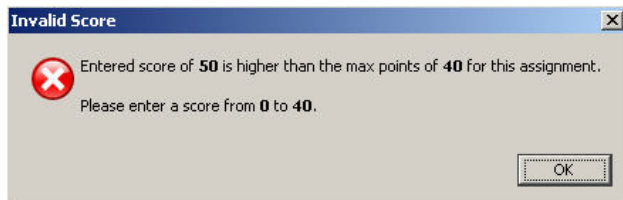


Extra Credit Points and Assignments Using PowerTeacher Gradebook

Exceeding maximum points for an assignment:

1. PowerTeacher Gradebook prevents a teacher from exceeding the maximum points possible for an assignment unless the teacher indicates a number of “Extra Points” that may be entered.



2. To edit the properties of an assignment so that “Extra Points” may be given, double click on the assignment heading.



3. Next to the “Points Possible” is a field labeled “Extra Points.” It is here where the teacher can set the number of points over the maximum that may be entered. If ten “Extra Points” were entered in this case illustrated below, you may potentially give a student fifty out of forty points possible. This would earn the student 125% of the points and an A+ on the assignment.

A screenshot of the "chapter 4 test" assignment edit form. The form includes fields for Name, Abbreviation, Category, Points Possible, Extra Points, Max, Score Type, Weight, Date Due, and Include in Final Grade. A red arrow points to the "Extra Points" field, which is currently set to 0. Another red arrow points to the "Points Possible" field, which is set to 40. The "Max" field is also set to 40. The "Score Type" is set to "Points" and "Weight" is set to "1.00". The "Date Due" is "10/10/2008" and "Include in Final Grade" is checked. There is a description field with a "+ link" button. At the bottom right, there are "Revert" and "Save" buttons.

chapter 4 test

Assignment Publish ?

Name: chapter 4 test Abbreviation: chapter 4 test

Category: Test Score Type: Points

Points Possible: 40 Extra Points: 0 Max: 40 Weight: 1.00

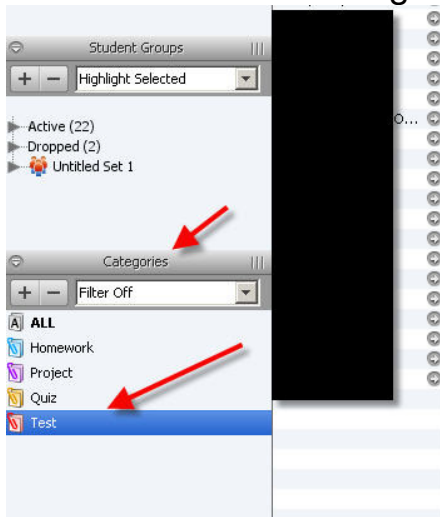
Date Due: 10/10/2008 Include in Final Grade:

Description: + link

Revert Save

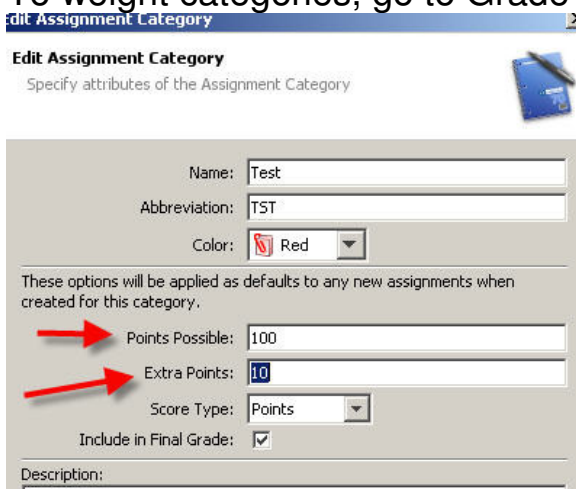
PowerTeacher Gradebook allows teachers to set the default number of points an assignment is worth as well as the number of “Extra Points” that may be earned by assignment category. These points may always be changed when entering assignments.

1. Double click on an assignment category to edit its properties.



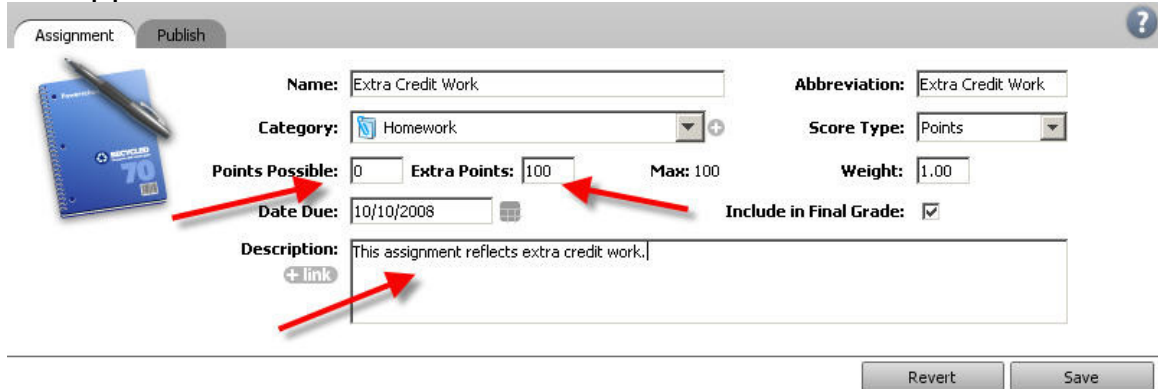
2. In this example I've set the maximum number of points possible for my “Tests” category to 100 and the “Extra Points” to 10. This means that every time I add an assignment under the “Tests” category, the points possible will be listed as 100, and I'll be able to exceed that number by 10, meaning that a student can potentially be given 110 out of 100. These defaults can always be changed at the time when I'm entering the assignment.

NOTE: This feature has nothing to do with weighted categories. To weight categories, go to Grade Setup.



PowerTeacher gradebook allows teachers to enter assignments that only earn the students extra credit points.

1. The illustration below shows that a teacher has entered an extra credit assignment. The total points possible is set to zero, so that the assignment will not count against a student who does not complete it. The “Extra Points” indicates the maximum number of points the teacher may enter for this assignment. The description will appear on the Parent/Student Portal.



The screenshot shows the 'Assignment' entry form in PowerTeacher. The form includes the following fields and values:

- Name:** Extra Credit Work
- Abbreviation:** Extra Credit Work
- Category:** Homework
- Score Type:** Points
- Points Possible:** 0
- Extra Points:** 100
- Max:** 100
- Weight:** 1.00
- Date Due:** 10/10/2008
- Include in Final Grade:**
- Description:** This assignment reflects extra credit work.

Red arrows point to the 'Points Possible' field (0), the 'Extra Points' field (100), and the 'Description' field. A blue notebook icon with a pen is visible on the left side of the form. At the bottom right, there are 'Revert' and 'Save' buttons.